



**THE
Soul
CENTRE**

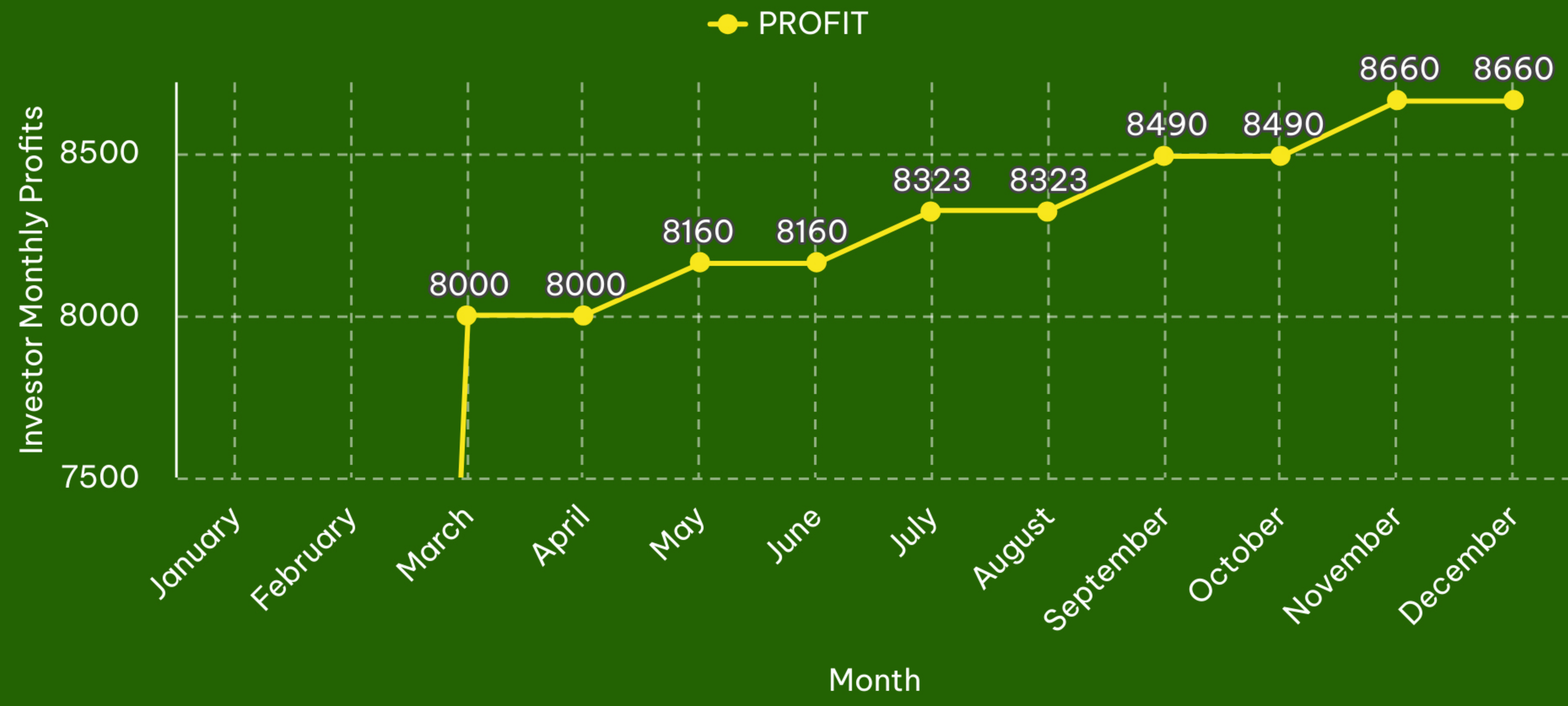
NATURAL HEALTH &
WELLNESS CENTRE

Business Profit Analysis

Revenue Growth Trend | Multidisciplinary Offices

Individual Practitioner Production Revenue

Investor Monthly Profits 2025 - 1 Practitioner



UPDATED: September 6, 2024
DATA NOTICE: Grand Opening - March 2025

Designed & Written by: Neathen Alero. Based primarily on new research from Dr. Paul Ilmin Moon. Financials are based on 19 weeks of research by: Neathen, Dean, Allison & Marco

2024 © ALERO Co.

MONTHLY EXPENSES - Individual Practitioners

PRACTITIONER REVENUE PERCENTAGE DISTRIBUTION



- Practitioner Income (40%)
- Operation Expenses (20%)
- The Soul Centre Profits (40%)

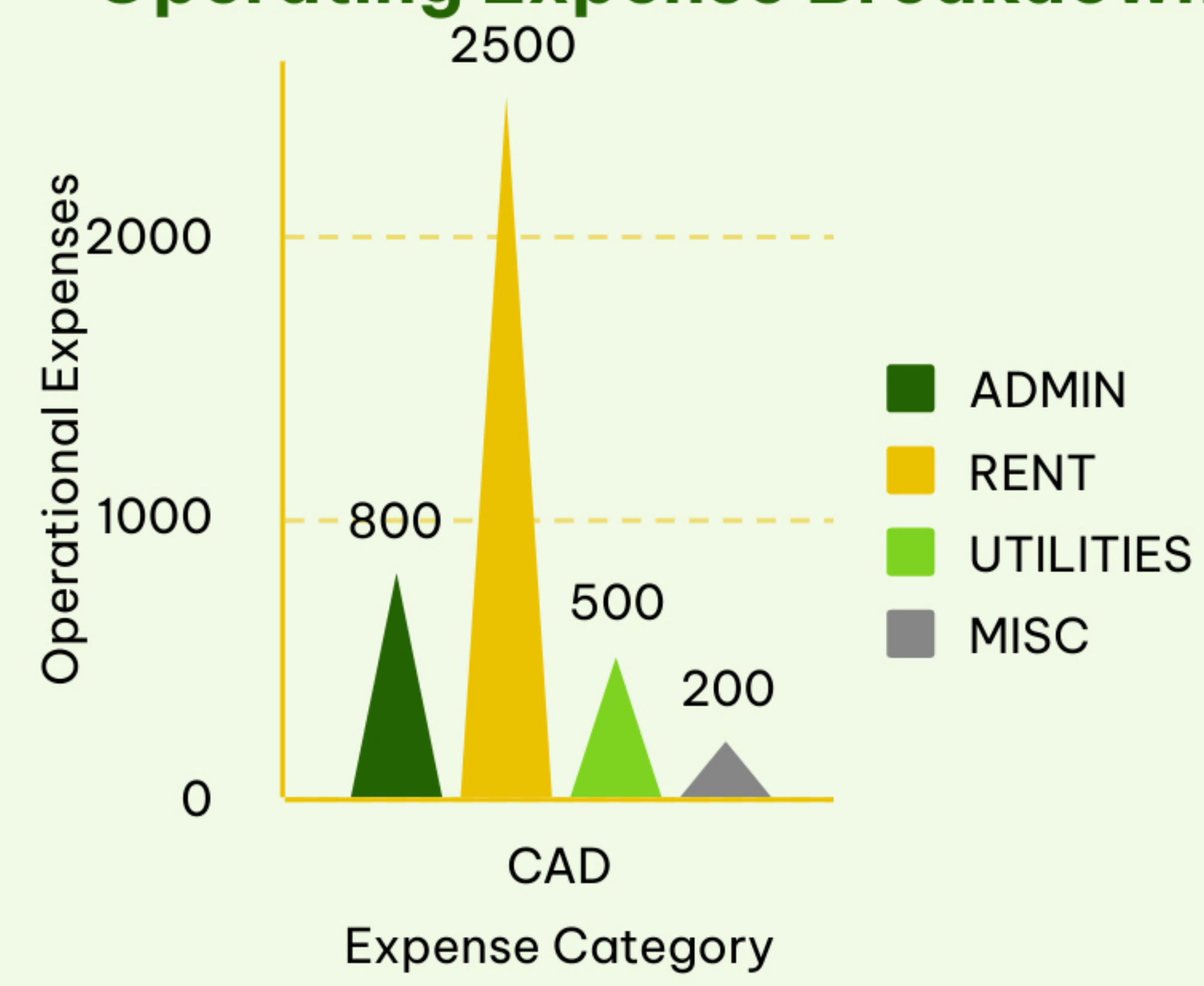
**Practitioner Revenue
\$20,000 per month**

ABOUT - PRACTITIONER'S FINANCES

- Each practitioner operates under their own licenses and bears their own liabilities, as they are independent contractors and not Centre employees.
- The Centre handles all customer payments, and practitioners receive a 40% commission on their production.
- Payments to practitioners are made via check, either biweekly or monthly, depending on individual agreements.
- This pay structure is like that of a dental office. Additionally, the Centre provides operational supplies, front desk POS support, and client insurance claim forms.

Monthly Expenses Per Individual Practitioner

Operating Expense Breakdown



Operating Expenses

LIST OF OPERATIONAL EXPENSES

Include the following expenses, but not limited to.

- **Monthly Rent Payment** - Rent is deducted from the monthly operational expenses gathered by the Centre.
- **Administrative Supplies**
- **Administrative Services**
- **POS Billing & Collections Fees**
- **Building Fees**
- **Clinical Fees**
- **Supplies**
- **Furniture & Equipment Maintenance Fee**
- **Information Technology Fees**
- **Insurance Premiums**
- **Laundry Services**
- **Centre Management Fees**
- **Miscellaneous Operating Costs**
- **Promotion & Marketing Fees**
- **Other Ancillary Services**

PRODUCTION - Individual Practitioners



Individual Practitioner Production Revenue	DAY \$142.86 per hour 7 hours per day	WEEK 35 hours per week 5 days a week	MONTH 20 days per month 4 weeks per month	YEAR 52 weeks per year 12 months per year
HOURLY \$142.86 per hour production revenue	Practitioner Revenue \$1000 per day Practitioner Income \$400 (40%) per day Operation Expenses \$200 (20%) per day The Soul Centre Profits \$400 (40%) per day	Practitioner Revenue \$5,000 per week Practitioner Income \$2,000 (40%) per week Operation Expenses \$1,000 (20%) per week The Soul Centre Profits \$2,000 (40%) per week	Practitioner Revenue \$20,000 per month Practitioner Income \$8,000 (40%) per month Operation Expenses \$4,000 (20%) per month The Soul Centre Profits \$8,000 (40%) per month	Practitioner Revenue \$240,000 per year Practitioner Income \$96,000 (40%) per year Operation Expenses \$48,000 (20%) per year The Soul Centre Profits \$96,000 (40%) per year



DESIGN & MARKETING

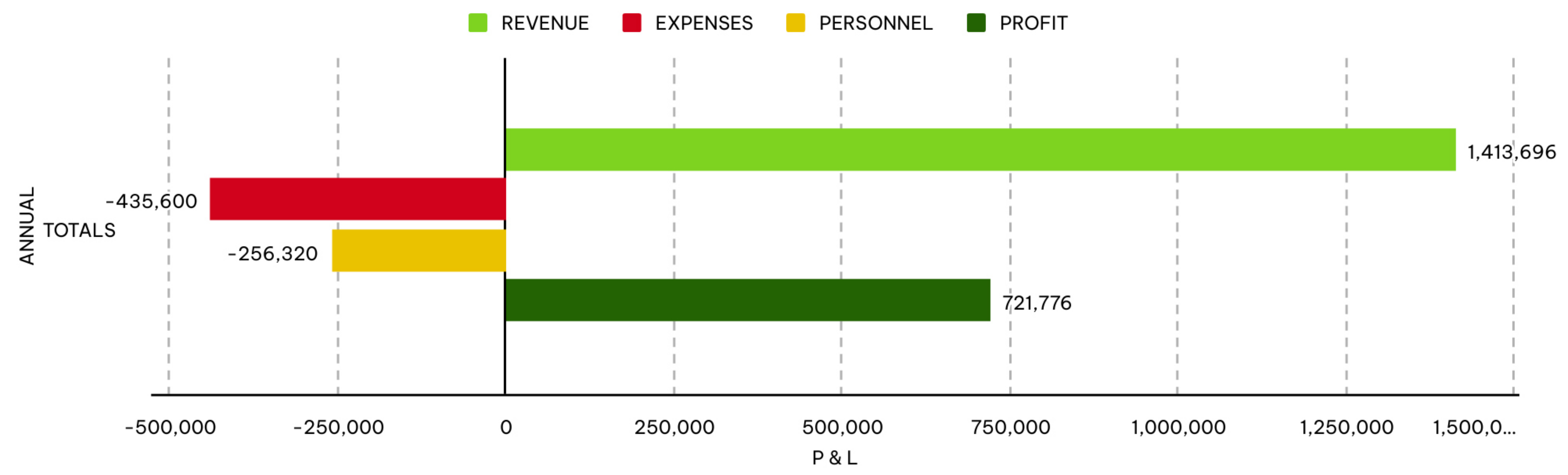
EST. 2011

FINANCIAL SUMMARY

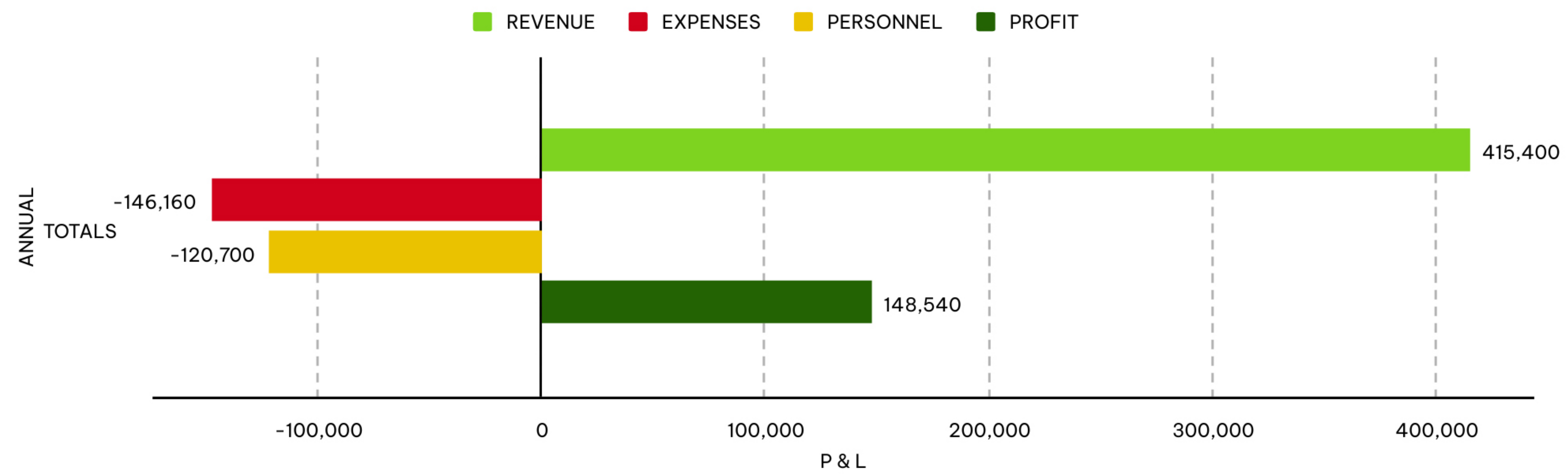
THE SOUL CAFÉ™ & THE SOUL SPA™

ANNUAL

THE SOUL CAFÉ™



THE SOUL SPA™

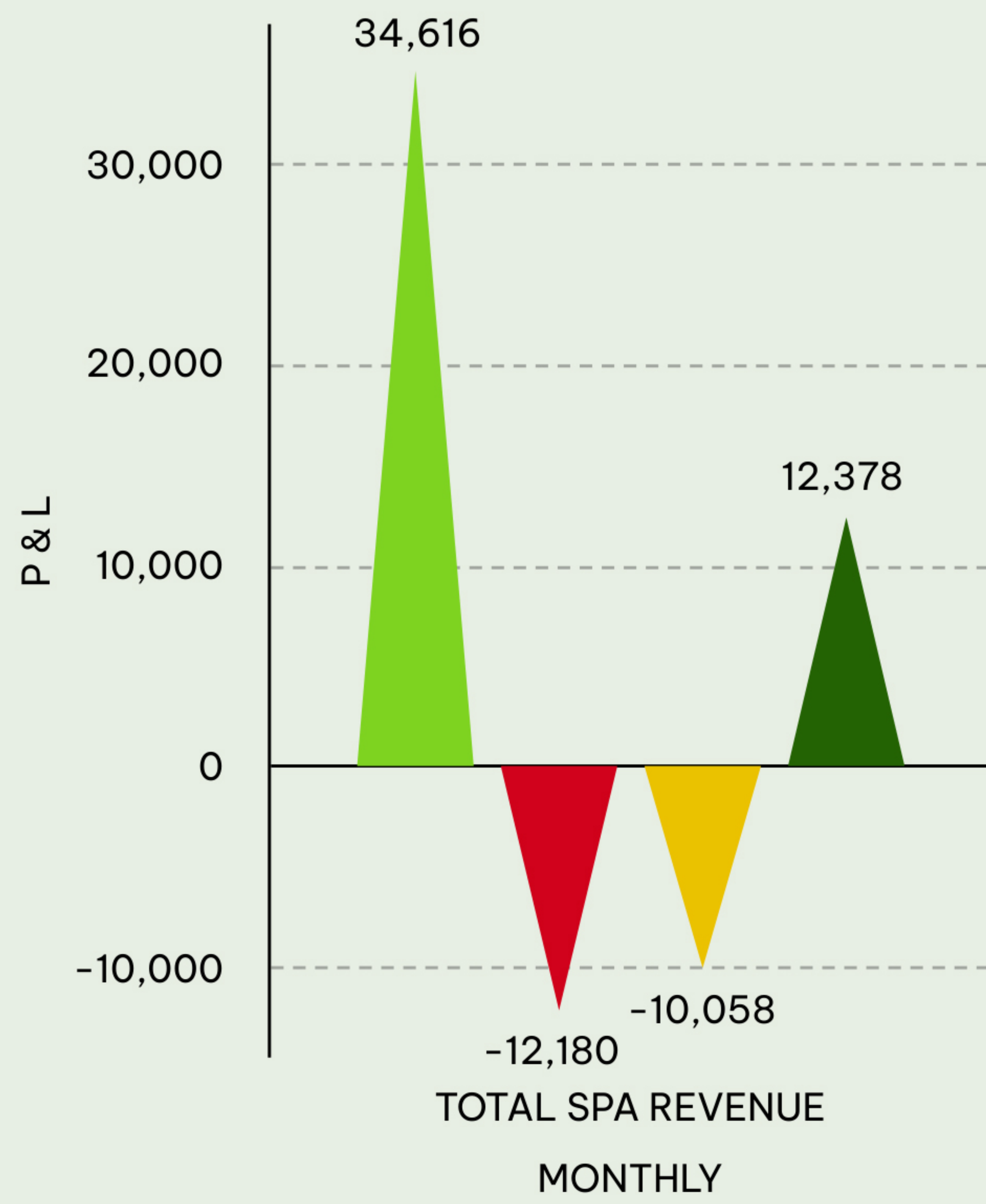


MONTHLY

Spa Quick Summary

THE SOUL SPA™

REVENUE EXPENSES PERSONNEL PROFIT



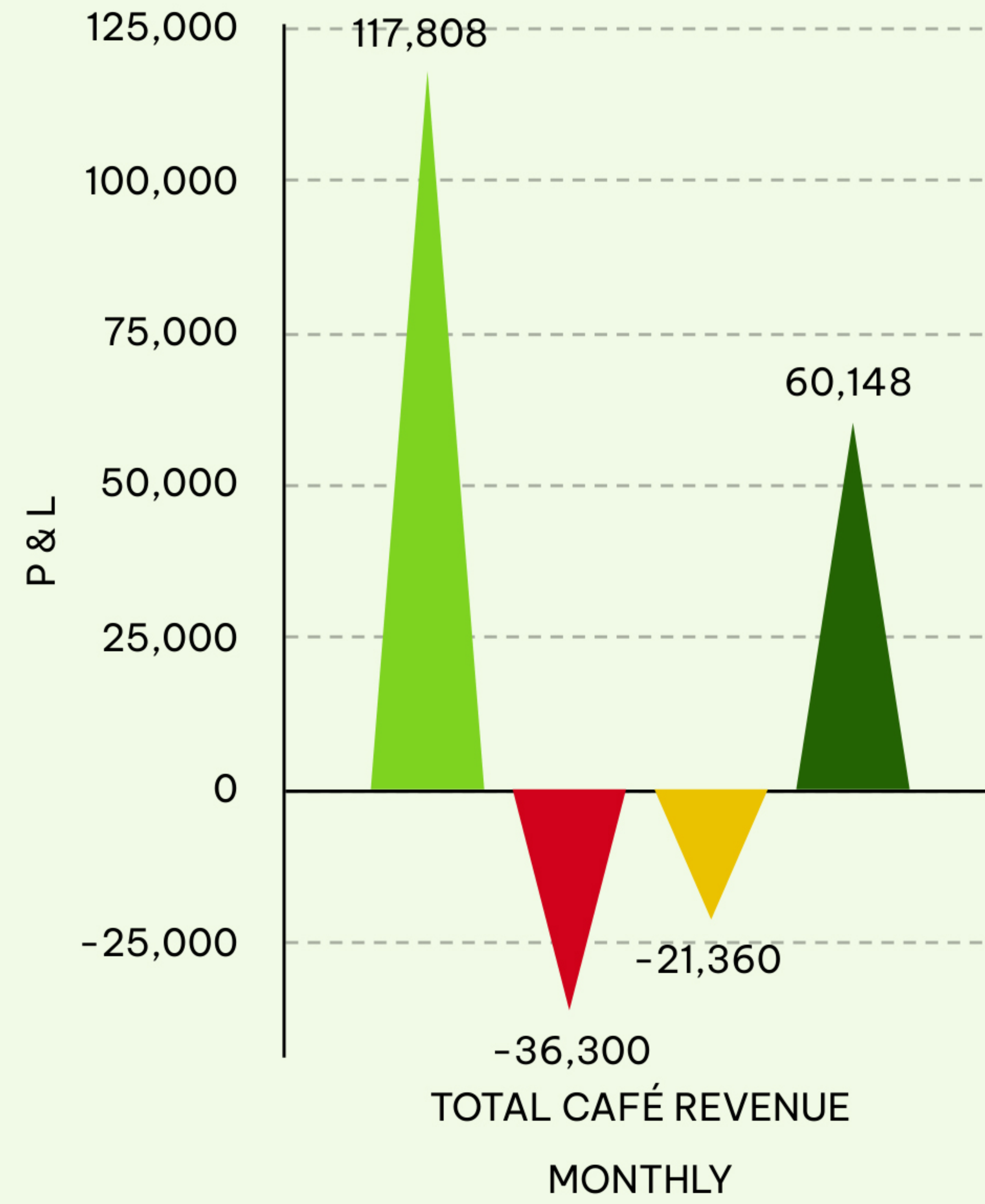
Annual SPA Profits Per Investor: **\$37,135**

*Modest First Year Estimation

Café Quick Summary

THE SOUL CAFÉ™

REVENUE EXPENSES PERSONNEL PROFIT



Annual CAFÉ Profits Per Investor: **\$180,444**

*Modest First Year Estimation

TOTAL SPA REVENUE

(+/- Based on Algorithm)

- Average Daily Revenue: **\$1236 per day.**
- Average Weekly Revenue: **\$8654 per week.**
- Average Monthly Revenue: **\$34,616 per month.**

We used a complex financial algorithm to determine estimations.
If more information is needed, please advise.

TOTAL CAFÉ REVENUE

(+/- Based on Algorithm)

- Average Daily Revenue: **\$4210 per day.**
- Average Weekly Revenue: **\$29,470 per week.**
- Average Monthly Revenue: **\$117,808 per month.**

We used a complex financial algorithm to determine estimations.
If more information is needed, please advise.

Designed & Written by: Neathen Alero
Financials are based on 4 months of research by:
Neathen, Dean, Allison & Marco

2024 © ALERO Co.



THE
Soul
CENTRE

NATURAL HEALTH &
WELLNESS CENTRE

